

Comparison of Resources Used to Produce Various Livestock



Insect



Chicken



Pork



Dairy

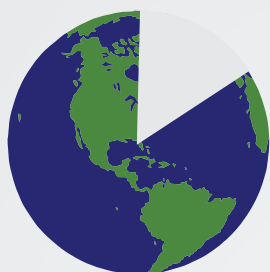


Beef

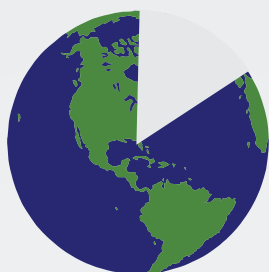
Land Use



1



3



3



2.5



10

Food Use (Grams of Food Input per 1 Gram Body Mass)



1.25



2



4




5.5*




7


Water Use (Liters per Gram of Protein)




2



34



57



31



112

*Adjusted according to food input per protein output for dairy and crickets.
 (Earth-policy.org 2014; Pimentel and Pimentel 2003; A Strategic Look at Protein 2014;
 Ansc.purdue.edu 2014; Waterfootprint.org 2014; News.cornell.edu 2014; van Huis et al.
 2013)